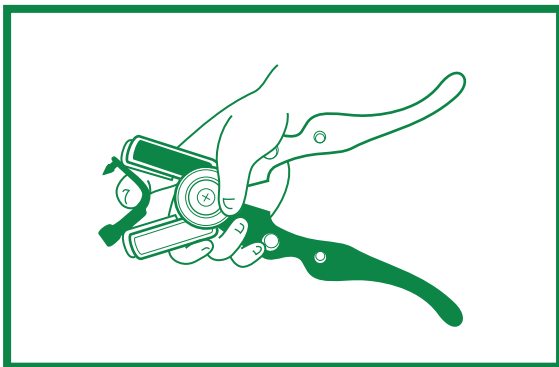


SET TAG and/or Applicator


THIS DEVICE IS FULLY ACCREDITED UNDER THE AUSTRALIAN NLIS

Please note: Shearwell recommends storing SET tags inside a sealed bag in dry & cool conditions before use.
IMPORTANT - only use Shearwell SET TAG applicator for SET TAG application.


Instructions for Shearwell SET device and application.



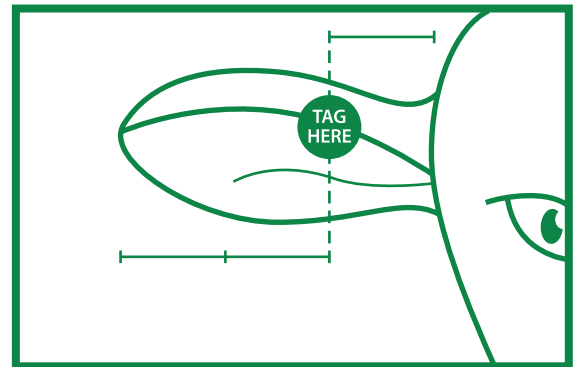
- 1** Load single tag into applicator.
Take note of flat and round end of both tag and applicator, each end should click into place.



- 2** Dip jaws of applicator (with tag) in disinfectant solution.
Repeat this process before each tag application.



- 3** Hold animal securely and apply tag with pin portion through top of upper ear.



Correct application

Position tag 1/3 from ear base and 2/3 from ear tip.

Older, thicker animal ears may require tagging from lower back ear section. Please follow application instructions for welfare of animal.